Customer Acceptance Specification & Inspection Criteria

客户承认/允收标准书

MODEL No. / 产品型号:Leadtek TCM for 0.96-5.0”

UPDATED DATE / 生效日期: 2017-05-04

VERSION / 版 本: __

Customer	
Approval	

Supplier	LEADTEK COMPANY LIMITED
Approval	

This document is applicable to products shown as following of LEADTEK COMPANY LIMITED

此份文件适用于岦泰科技有限公司的产品

Please return a copy with your signature on this page for approval

请在此页上方客户名称签名处签名并送回一份副本以示认可

We may deem that you have approved if no feedback within 1 weeks after date of issue.

请贵司于发行日后 *1* 周内回覆,如无回覆视为贵司认可此一文件

11. INSPECTION STANDARD

11.1. QUALITY :

THE QUALITY OF GOODS SUPPLIED TO PURCHASER SHALL COME UP TO THE FOLLOWING STANDARD.

11.1.1. THE METHOD OF PRESERVING GOODS

AFTER DELIVERY OF GOODS FROM CHENGHAO TO PURCHASER. PURCHASER SHALL CONTROL THE LCM AT -10 ℃ TO 40 ℃ ,AND IT MIGHT BE DESIRABLE TO KEEP AT THE NORMAL ROOM TEMPERATURE AND HUMIDITY UNTIL INCOMING INSPECTION OR THROWING INTO PROCESS LINE.

11.1.2. INCOMING INSPECTION

(A) THE METHOD OF INSPECTION

IF PURCHASER MAKE AN INCOMING INSPECTION , A SAMPLING PLAN SHALL BE APPLIED ON THE CONDITION THAT QUALITY OF ONE DELIVERY SHALL BE REGARDED AS ONE LOT.

(B) THE STANDARD OF QUALITY

ISO-2859-1 (SAME AS MIL-STD-105E) , LEVEL Ⅱ SINGLE PLAN.

CLASS	AQL(%)
CRITICAL	0.4 %
MAJOR	0.65 %
MINOR	1.5 %
TOTAL	1.5 %

EVERY ITEM SHALL BE INSPECTED ACCORDING TO THE CLASS.

(C) MEASURE

IF AS THE RESULT OF ABOVE RECEIVING INSPECTION , A LOT OUT IS DISCOVERED. PURCHASER SHALL BE INFORM SELLER OF IT WITHIN SEVEN DAYS. BUT FIRST SHIPMENT WITHIN FOURTEEN DAYS.

11.1.3. WARRANTY POLICY

CHENGHAO WILL PROVIDE ONE-YEAR WARRANTY FOR THE PRODUCTS ONLY IF UNDER SPECIFICATION OPERATING CONDITIONS. U.R.T. WILL REPLACE NEW PRODUCTS FOR THESE DEFECT PRODUCTS WHICH UNDER WARRANTY PERIOD AND BELONG TO THE RESPONSIBILITY OF CHENGHAO.

11.2. CHECKING CONDITION

11.2.1. CHECKING DIRECTION SHALL BE IN THE 45 DEGREE AREA TO FACE THE SAMPLE.

11.2.2. CHECKER SHALL SEE OVER 300±25 mm WITH BARE EYES FAR FROM SAMPLE AND USING 2 PCS. OF 20W FLUORESCENT LAMP.

11.3. INSPECTION PLAN :

CLASS	ITEM	JUDGEMENT	CLASS
PACKING & INDICATE	1. OUTSIDE AND INSIDE PACKAGE	"MODEL NO." , "LOT NO." AND "QUANTITY" SHOULD INDICATE ON THE PACKAGE.	Minor
	2. MODEL MIXED AND QUANTITY	OTHER MODEL MIXED.....REJECTED QUANTITY SHORT OR OVER.....REJECTED	Critical
	3. PRODUCT INDICATION	"MODEL NO." SHOULD INDICATE ON THE PRODUCT	Major
ASSEMBLY	4. DIMENSION, LCD GLASS SCRATCH AND SCRIBE DEFECT.	ACCORDING TO SPECIFICATION OR DRAWING.	Major
APPEARANCE	5. VIEWING AREA	POLARIZER EDGE OR LCD'S SEALING LINE IS VISABLE IN THE VIEWING AREA ……..REJECTED	Minor
	6. BLEMISH、BLACK SPOT、WHITE SPOT IN THE LCD AND LCD GLASS CRACKS	ACCORDING TO STANDARD OF VISUAL INSPECTION (INSIDE VIEWING AREA)	Minor
	7. BLEMISH、BLACK SPOT WHITE SPOT AND SCRATCH ON THE POLARIZER	ACCORDING TO STANDARD OF VISUAL INSPECTION (INSIDE VIEWING AREA)	Minor
	8. BUBBLE IN POLARIZER	ACCORDING TO STANDARD OF VISUAL INSPECTION (INSIDE VIEWING AREA)	Minor
	9. LCD'S RAINBOW COLOR	STRONG DEVIATION COLOR (OR NEWTON RING) OF LCD.....REJECTED. OR ACCORDING TO LIMITED SAMPLE (IF NEEDED, AND INSIDE VIEWING AREA)	Minor
ELECTRICAL	10. ELECTRICAL AND OPTICAL CHARACTERISTICS (CONTRAST、VOP、CHROMATICITY … ETC)	ACCORDING TO SPECIFICATION OR DRAWING . (INSIDE VIEWING AREA)	Critical
	11.MISSING LINE	MISSING DOT、LINE、CHARACTER ....REJECTED	Critical
	12.SHORT CIRCUIT、WRONG PATTERN DISPLAY	NO DISPLAY、WRONG PATTERN DISPLAY、CURRENT CONSUMPTION OUT OF SPECIFICATION..... REJECTED	Critical
	13. DOT DEFECT (FOR COLOR AND TFT)	ACCORDING TO STANDARD OF VISUAL INSPECTION	Minor

11.4. STANDARD OF VISUAL INSPECTION

<table>
<tr><th>NO.</th><th>CLASS</th><th>ITEM</th><th>JUDGEMENT</th></tr>
<tr><td>11.4.1</td><td>MINOR</td><td>BLACK AND WHITE SPOT
FOREIGN MATERIEL
DUST IN THE CELL
BLEMISH
SCRATCH</td><td>(A) ROUND TYPE: unit : mm.
<table>
<tr><th>DIAMETER (mm.)</th><th>ACCEPTABLE Q'TY</th></tr>
<tr><td>Φ ≦ 0.1</td><td>DISREGARD</td></tr>
<tr><td>0.1 < Φ ≦ 0.25</td><td>3 (D>5mm)</td></tr>
<tr><td>0.25 < Φ</td><td>0</td></tr>
</table>
NOTE: Φ=(LENGTH+WIDTH)/2
(B) LINEAR TYPE: unit : mm.
<table>
<tr><th>LENGTH</th><th>WIDTH</th><th>ACCEPTABLE Q'TY</th></tr>
<tr><td>------</td><td>W ≦0.03</td><td>DISREGARD</td></tr>
<tr><td>L ≦ 5.0</td><td>0.03 < W ≦0.07</td><td>3 (D>5mm)</td></tr>
<tr><td>------</td><td>0.07 < W</td><td>FOLLOW ROUND TYPE</td></tr>
</table></td></tr>
<tr><td>11.4.2</td><td>MINOR</td><td>BUBBLE IN POLARIZER
DENT ON POLARIZER</td><td>unit : mm.
<table>
<tr><th>DIAMETER</th><th>ACCEPTABLE Q'TY</th></tr>
<tr><td>Φ ≦0.2</td><td>DISREGARD</td></tr>
<tr><td>0.2 < Φ ≦ 0.5</td><td>2 (D>5mm)</td></tr>
<tr><td>0.5 < Φ</td><td>0</td></tr>
</table></td></tr>
<tr><td>11.4.3</td><td>MINOR</td><td>Dot Defect</td><td>
<table>
<tr><th>Items</th><th>ACC. Q'TY</th></tr>
<tr><td>Bright dot</td><td>N≦ 4 (D>5mm)</td></tr>
<tr><td>Dark dot</td><td>N≦ 4 (D>5mm)</td></tr>
</table>
Pixel Define
<table>
<tr><td>R</td><td>G</td><td>B</td><td>R</td><td>G</td><td>B</td><td>R</td><td>G</td><td>B</td></tr>
<tr><td>R</td><td>G</td><td>B</td><td>R</td><td>G</td><td>B</td><td>R</td><td>G</td><td>B</td></tr>
<tr><td>R</td><td>G</td><td>B</td><td>R</td><td>G</td><td>B</td><td>R</td><td>G</td><td>B</td></tr>
</table>
Not 1: The definition of dot: The size of a defective dot over 1/2 of whole dot is regarded as one defective dot.
Not 2: Bright dot: Dots appear bright and unchanged in size in which LCD panel is displaying under black pattern.
Not 3: Dark dot: Dots appear dark and unchanged in size in which LCD panel is displaying under pure red, green ,blue pattern.</td></tr>
</table>

NO.	CLASS	ITEM	JUDGEMENT
11.4.4	MINOR	LCD GLASS CHIPPING	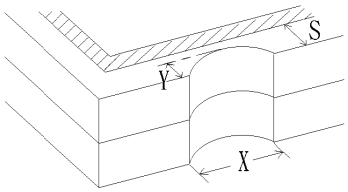 Y > S Reject
11.4.5	MINOR	LCD GLASS CHIPPING	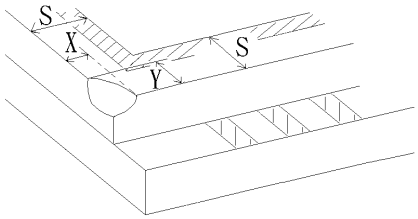 X or Y > S Reject
11.4.6	MAJOR	LCD GLASS GLASS CRACK	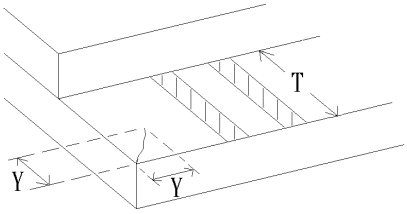 Y > (1/2) T Reject
11.4.7	MAJOR	LCD GLASS SCRIBE DEFECT	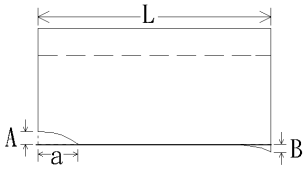 1. a> L/3 , A>1.5mm. Reject 2. B : ACCORDING TO DIMENSION
11.4.8	MINOR	LCD GLASS CHIPPING (ON THE TERMINAL AREA)	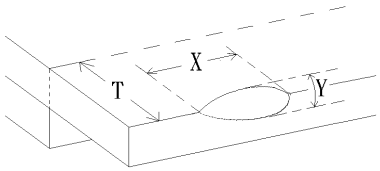 Φ = (x+y)/2 > 2.5 mm Reject
11.4.9	MINOR	LCD GLASS CHIPPING (ON THE TERMINAL SURFACE)	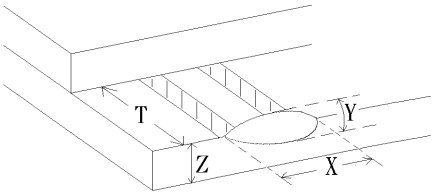 Y > (1/3) T Reject
11.4.10	MINOR	LCD GLASS CHIPPING	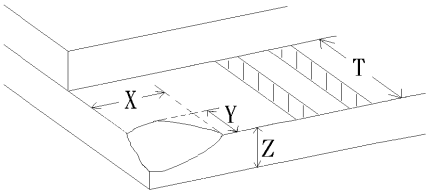 Y > T Reject

11.5 INSPECTION STANDARD OF TOUCH PANEL (Contains the CTP)

NO.	CLASS	ITEMS		JUDGEMENT	
11.5.1	MAJOR	Touch Panel Crack		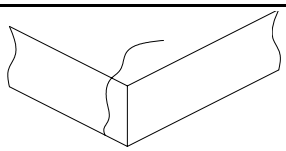	Reject
11.5.2	MINOR	Touch Panel Chipping	Corner	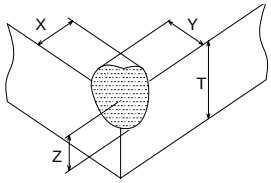 X≦2mm, Y≦2mm, Z＜1/2T	Accept
			Edge	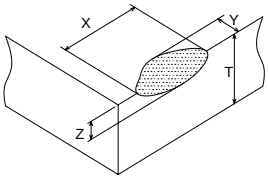 X≦3mm, Y≦3mm, Z＜1/2T	Accept
11.5.3	MINOR	Scratch Dust and Foreign materiel (Linear Type)		W≦0.05, L≦5.0mm	Accept
				0.05mm<W≦0.07mm；L≦5.0mm Distance between seratch＞5.0mm	Accept 3 ea Max.
				W>0.07mm	Reject
11.5.4	MINOR	Scratch Dust and Foreign materiel (Round Type：Φ=(Length+Width)/2)		Φ≦0.25mm	Accept
				0.25mm＜Φ≦0.35mm Distance between spots＞5.0mm	Accept 5 ea Max.
				Φ＞0.35mm	Reject
11.5.5	MINOR	Touch Panel Dent / Fish Eyes		Φ≦0.35mm	Accept
				0.35mm＜Φ≦1.0mm Distance ＞5.0mm	Accept 3 ea Max.
				Φ＞1.0mm	Reject
11.5.6	MINOR	Touch Panel Air Bubble		Φ≦0.2mm	Accept
				0.2mm＜Φ≦0.5mm Distance between bubbles＞5.0mm	Accept 3 ea Max.
				Φ＞0.5mm	Reject
11.5.7	MINOR	Touch Panel Printing area Scratch		0.03mm＜W≦0.05mm, L≦5mm Distance between scratch＞5.0mm	Accept 3 ea Max.
				W＞0.05mm or L＞5mm (W>0.05 Follow 8.5.4 Round type)	Reject
11.5.8	MINOR	Touch Panel White Haze Mark / Dust		Can not be removed	Reject