LEADTEK DISPLAY

LCM process flow

This article mainly introduces the specific production process of LCM and modules.

1.1 LCM process flow

LEADTEK DISPLAY

cut segment

Cut



Lobes

One-time electrical measurement of optical glass



light glass appearance

cleaning section



Insert the basket

Cleaning

Paste clips

Defoaming

SMD electrical test

Pick up appearance

Patch

1.2 LCM process flow

LEADTEK DISPLAY

COG-FOG segment



Plasma cleaning

COG Bonding



FPC feeding

FOG Bonding

Microscopic examination

Dispenser / first line glue / silver paste



FOG electrical test



FOG appearance

1.3 LCM process flow

LEADTEK DISPLAY

Assembly section



Welding light bar small FPC

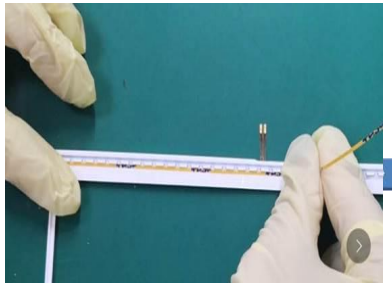

Stick light strip



Assembly of semi-finished products



Backlight assembly



Module welding



Electrical test



FPC bending



Paste conductive cloth

Paste insulating glue



Stick black tape

Stick barcode

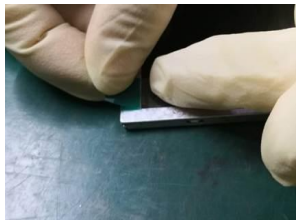

Easy to tear off

Exterior

packaging packaging storage